


SCW 6016
 SCW 9014
 SCW 2x6014
 SCW 2x9012
 SC 6016 rev2
 SC-E 6016 rev2
 SC 9014 rev2
 SC 10013
 SC-E 2x6014 rev2
 SC 2x9012
 SCP 9014 / 2x8515
 LSCP 6014 / 5017 rev2
 LSCP 9012 / 8515
 LSCP 9012 T2 / 8515
 LSCP 9012 T4 / 8515
 LSCPW 6014 / 5017
 LSCPW 9012 / 8515

SCW 6014
 SCW 9012
 SLXW 5512
 SLXW 5514
 SC4015 rev2
 SC-E 6014 rev2
 SC 9012 rev2
 SC 10011
 SCP 9012 / 8515 rev2
 SCP 9012 T4 / 8515
 SCCP 2x6016
 H-SCCP 2x6016
 SPCP 2x6519


SPW 5017
 SPXW 8515
 SPXW 8515 T4
 SP-E 5017
 SP-E 5017 T4
 SPX 3016
 SPX 5014
 SP-E 8515
 SP-E 8515 T2
 SP-E 8515 T4
 SPW 8515
 SI 8016

SP-E 5014

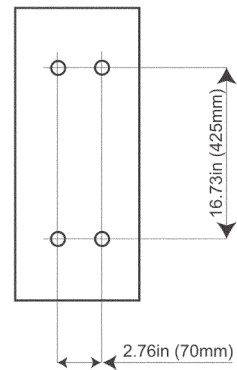
SB 08-09 Bracket Assembly



SB 04-12, SB 04L-12, and SB 04-18 Bracket Assembly



SB 02L-24 Bracket Assembly



The distance, center to center, of the mounting bolts on back of all Swedcom's antenna models are shown in the template drawings above.

Bolt diameter is **3/8-16** [lock-nuts are included with down-tilt bracket]

(Template drawings are not to scale)